

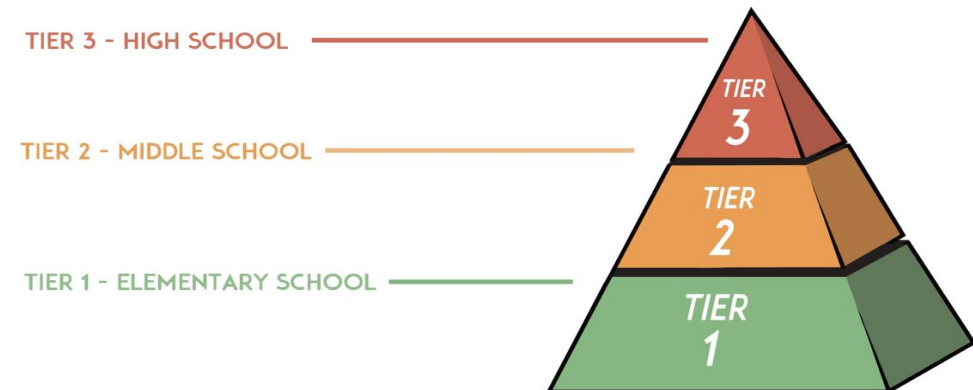


# PENSACOLA BAY BRIDGE COMMUNITY OUTREACH

---

# Main Objectives

- Introduce pre-K through grade 12 students to STEM and STEAM concepts
- Expose students to bridge building professions and careers
- Increase community awareness and excitement for the new bridge














# Program Kick-Off

- Promoted community excitement for the program and project
- Students chose some of the new bridge's aesthetic features



# Lesson Plans and Curriculum Materials

PBB “Goes to School” has interactive lesson plans that feature hands-on activities. Age-appropriate books and handouts are also included in the curriculum .





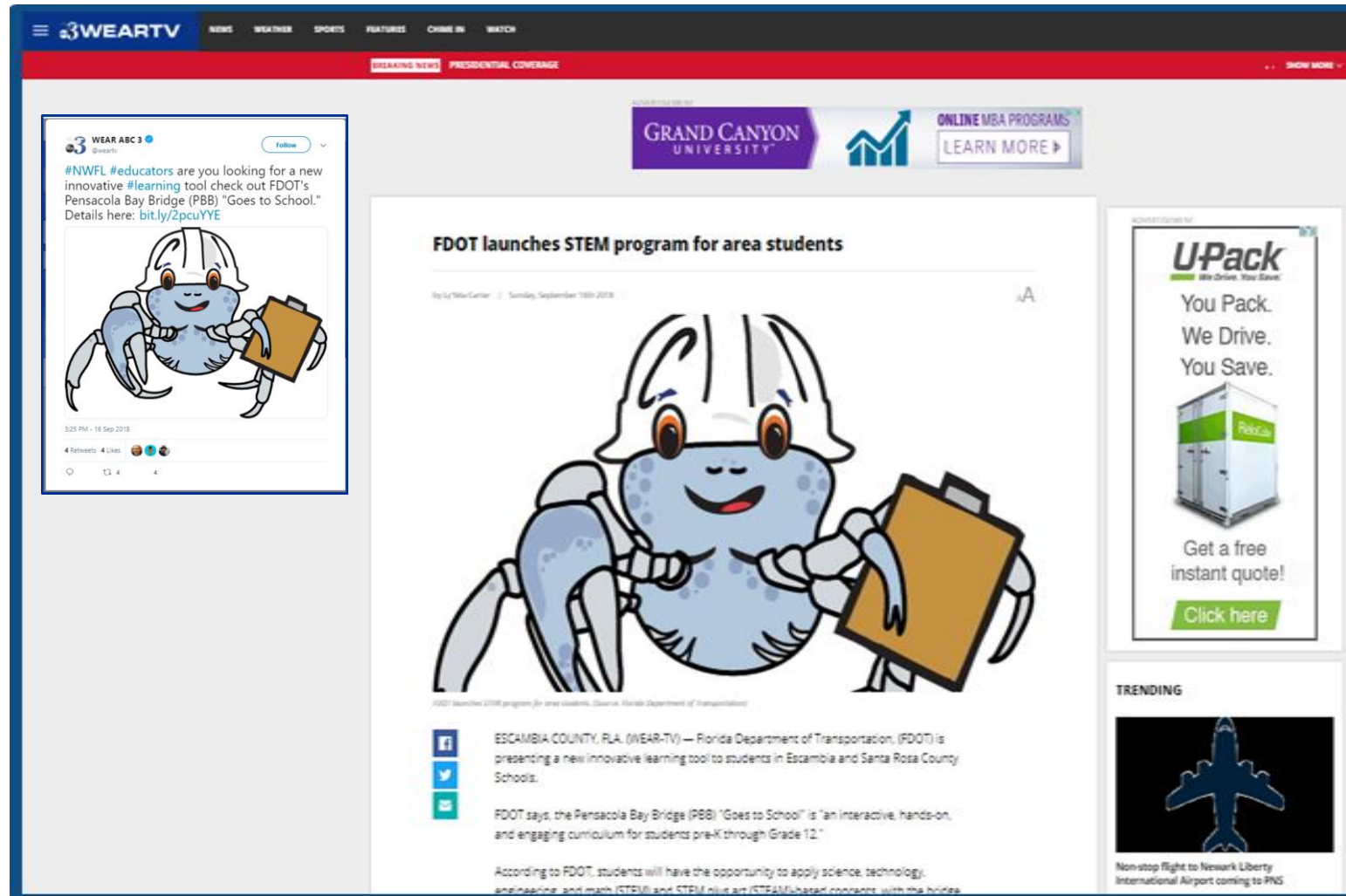
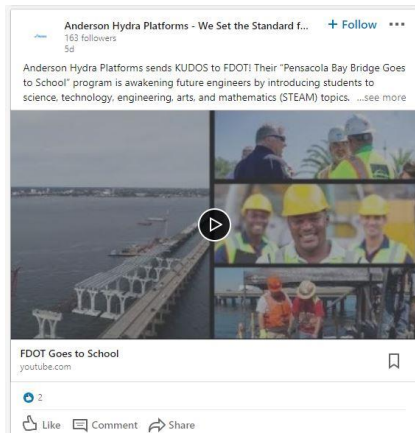
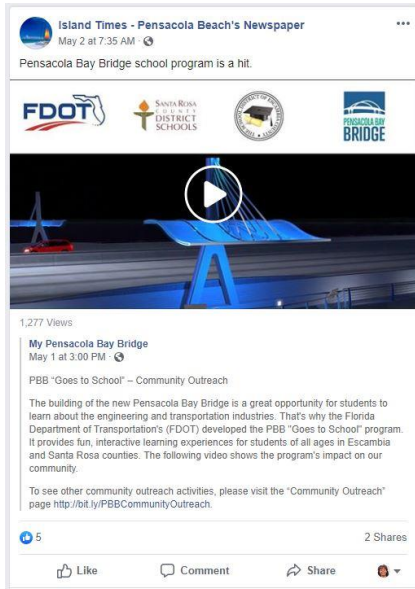


## Outreach and Curriculum Videos

*FDOT Goes to School* explains why the FDOT developed PBB “Goes to School.” The *Gumdrop Bridge* and *Quick Facts* video series are part of the elementary school curriculum.

# Traditional Media & Stakeholder Promotions

The ABC affiliate, WEAR TV-3, covered the program on its website and Facebook page. Other local media, stakeholders, and third party vendors posted information about the program as well.

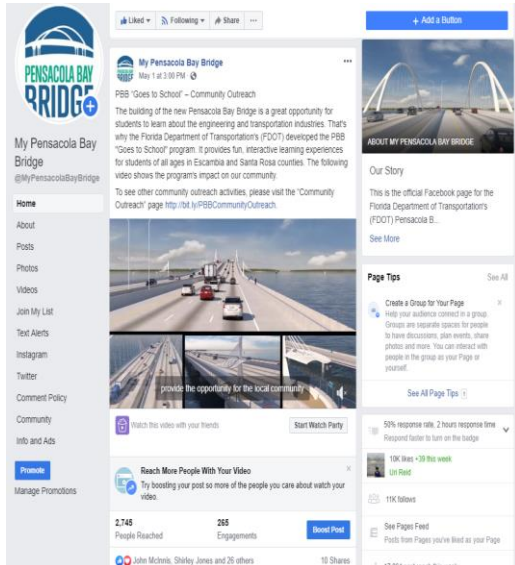




# FDOT District 3 and Project Social Media

FDOT updates the public about PBB “Goes to School” on its Facebook, Twitter, YouTube and project Instagram accounts.


## Project Facebook Page



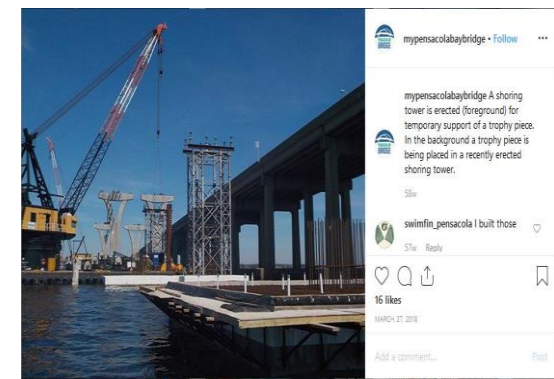
## FDOT Twitter Feed



## FDOT YouTube Channel



## Project Instagram



www.pensacolabaybridge.com



Twitter.com/MyFDOT\_NWFL



@mypensacolabaybridge




Facebook.com/MyPensacolaBayBridge



for SMS alerts, text mypbb to 313131

## Primary School

[Click Here to Download Activity Book](#)



### REQUEST OUTREACH INFORMATION

Name

E-mail

Phone Number

Organization

Type of Information (choose one)

Notes

[SUBMIT REQUEST](#)


## Community Outreach Events

### PBB “GOES TO SCHOOL” IN THE COMMUNITY

The Pensacola Bay Bridge (PBB) “Goes to School” community outreach team organizes guest speakers to visit schools in Escambia and Santa Rosa counties. Florida Department of Transportation (FDOT) personnel and PBB team members volunteer as guest speakers and participate in a variety of activities. They may speak to students about the bridge replacement project, show videos, read stories, and even participate in interactive demonstrations. The video provides more details about the program, while the photo galleries below show our latest presentations.

If you would like for us to visit your school, please contact us at [outreach@pensacolabaybridge.com](mailto:outreach@pensacolabaybridge.com) or at (850) 390-4057.

### FDOT Goes to School



# PBB Website

All the curriculum materials can be either viewed or downloaded on the project’s website. There is a special tab – “Teachers’ Toolkit” – specifically for area educators. Visitors can also see outreach events.




# Informational Handouts

- Informs area educators and parents about the program
- Educates middle and high school students about career opportunities in the transportation industry
- Encourages FDOT/PBB team to volunteer as guest speakers



The Pensacola Bay Bridge  
**"goes to school"**  
 fun and learning for kids of all ages

**PENSACOLA BAY BRIDGE REPLACEMENT PROJECT**



The Pensacola Bay Bridge replacement project is an excellent opportunity to involve everyone in STEM (science, technology, engineering, and mathematics) and STEAM (STEM plus arts). To engage children of all ages, the Florida Department of Transportation (FDOT) developed Pensacola Bay Bridge (PBB) "Goes to School." The program teaches pre-K to grade 12 students about the various stages of bridge building.

Please visit [www.pensacolabaybridge.com/pbbgoestoschool](http://www.pensacolabaybridge.com/pbbgoestoschool) to find activities, videos, and hands-on lesson plans.



**PENSACOLA BAY BRIDGE IN YOUR CLASSROOM**

**PENSACOLA BAY BRIDGE VOLUNTEER OPPORTUNITIES**

## Ever wondered who is involved in building bridges? Here are some of the job titles of the men and women that bring these wonders to life.

### BRIDGE ARCHITECT

A bridge architect is a professional trained and licensed in the planning and design of the bridge's aesthetic features—they make it look pretty. Bridge architect is a very specialized job focusing on making bridge art by adding accents and colors to the design, defining the structure to make a signature structure or monument of sorts.

### CARPENTER

Carpenters build and assemble forms on a bridge project. They operate power and hand tools and construct /assemble wood or metal (steel) frameworks for structures using bolts, nails or screws. They construct bridge decks and overhangs according to plans. They read plans, measure accurately and calculate dimensions.

### CONCRETE FINISHERS

Concrete finishers levels fresh concrete, paving surfaces to the desired grade and contouring them with trowels and floats, pushing and pulling a screed or template over the concrete surface and smoothing it with a float or straight edge. They may form and finish edges and joints and do finishing work on curbs and other structures.

### SURVEYOR

Surveying during bridge construction has many facets requiring professional judgment and expertise. In the setting of form work, offset lines are more important than basic center lines. Ends of girders must meet abutments and piers. Settlement and deflection of falsework and permanent camber must be figured into elevations. Accurate survey control must be exercised during the entire construction of a bridge.



### ESTIMATOR

An estimator is a professional that calculates material and labor costs as well as other associated costs needed to bid for and complete design and construction projects. Estimating is also used to determine costs of unforeseen or added work.

### IRONWORKER

Ironworkers erect the structural steel framework for bridges. They also place reinforcing steel in concrete forms for foundations and structures. They normally lay out work from plans. They also rig, assemble and erect structural steel members requiring bolting, welding, riveting, etc. They also unite steel to form a completed structure or the falsework for a structure.

### LABORER

Laborers may be skilled or unskilled workers with duties as varied as cleaning forms, removing discarded materials from a job site, placing and vibrating concrete, installing pipe and handling the materials for other trades. Laborers are needed on all types of construction.

### EQUIPMENT OPERATORS

Equipment operators run construction equipment such as heavy-duty trucks, cranes, bulldozers, pavers, concrete pumps, rollers, trench excavators and many other kinds of equipment needed in constructing the bridge and adjacent roadways.

### PAINTER

Painters apply paint systems and prepare surfaces for painting. Preparation is the most important part of painting a bridge. The painting system utilized for the Pensacola Bay Bridge requires the correct temperature, humidity and concrete PH before it can be applied to the surfaces. Traffic control (MOT) painters paint striping on roads.

### PILE DRIVER

Pile drivers work with the rigs that drive the concrete pilings into the earth during the early stages of construction. They also drive metal sheet piling to hold back dirt during excavations for pipes and utilities.

### PROFESSIONAL ENGINEER (P.E.)

A Professional Engineer, or P.E., is a licensed engineer authorized to provide professional services to the public. Only a licensed engineer can sign, seal or stamp technical documents, including reports, drawings and calculations, estimates and design plans. For the Pensacola Bay Bridge, we utilize professional engineers for structural design, drainage design, construction managers, surveying, environmental permitting and even public information and community outreach.

### PROJECT ENGINEER

A project engineer is typically responsible for schedule preparation and resource forecasting for specific activities related to construction projects. Project engineers may also oversee the management and performance of sub-contractors. They assure the accuracy of project costs and schedules and ensure projects are completed according to project plans. The project engineer typically works closely with the project manager and the project superintendent.



### PROJECT MANAGER / ADMINISTRATOR

A project manager is a professional in the field of project management who is typically responsible for planning, executing and finishing projects. Key project management responsibilities include managing teams, creating clear and attainable project objectives, defining the project requirements and managing the project constraints, including cost controls, scheduling, scope and quality. A project manager often acts as a client representative and must determine and implement the client's exact needs based on the firm he or she is representing.

### SUPERINTENDENT

A construction superintendent is the lead on the ground on the construction site and typically runs the day-to-day operations and controls the short-term schedule. The superintendent's responsibilities also include quality control and subcontractor coordination. On larger projects, he/she is often assisted by a project engineer. The superintendent receives materials and makes sure they get to the correct location and manages the foreman and laborers throughout the project. They are troubleshooters who solve problems in the field and motivate workers to meet deadlines and follow schedules.





*"I think the gumdrop activity was awesome and we don't get a lot of time to explore and do hands-on activities like that."*  
*– Jennifer Crisson, First Grade Teacher*

## Measurable Outcomes

- Teacher Feedback
- Student Feedback

*"Thank you so much for taking the time to teach our students. I'm sure they will always remember this."*  
*– Melissa Harold, Gifted Itinerant Teacher*